

Getting Started with pressreader™

What it is for:

Digital Editions of Newspapers and More

What you need:

- Greenwich Library card number
- PIN number
- E-mail address (if creating an account)

Setup:

1. Go to the Greenwich Library website to begin www.greenwichlibrary.org/digital-library
2. Select **PressReader** access under the Newspapers link.
3. When prompted enter your **library card number** and **pin**.

PR on your Mobile device:



1. Install the free **PressReader app** from the Apple App store (iPhone/iPad) or Google Play store (Samsung, Android Devices).
2. Select Greenwich Library as your Library Group.
3. Enter your **library card number** (no spaces, typically 14 digits beginning in 21117)
4. Enter your **PIN** (4-digit number) and press “*Submit*”
5. Once you have gained access to **PressReader** you can create your personal account, which will allow you to sync content across your devices, read offline, save articles, etc.

Create an account:






Web Browser Users:

1. Tap on the “*Sign Up*” button in the upper right corner of the page.
2. Create a **PressReader Account** using email address, password, first and last name.
3. Select email communications.
4. Finish by clicking “*Create My Account*”.

Mobile Device Users:

1. Tap on the “*Sign In*” button  in the footer of the app.
2. Tap on the email icon , sign in if you already have an account or tap on “*Don't have an account?*” and create one using email address, password, first and last name.

Browsing and Borrowing:

- To locate a specific title, click or tap on the magnifying glass icon  on the top right side of the screen and use the search field to search for publications, articles or key words.
- To browse, scroll down and look at the lists of popular and featured categories.
- Once you find an available title, tap or click on “**READ**” to open the newspaper.
- Click on the calendar  icon to select another issue of the same publication.
- You can also choose to listen to the articles. 
- To translate the publication, you must switch to the **Text View** mode.
- To mark a paper as a favorite choice, select the heart symbol  or select **Save to Collection**  after opening the newspaper.
- For mobile devices: use the tools at the bottom of the screen.
- Papers can be downloaded or read within the app.

Loan Limits and Periods:

- *Unlimited access*